Cafeteria
Web Part

Sharepoint 2010 Installation Instructions

© AMREIN ENGINEERING AG

Version 1.0

June 2011

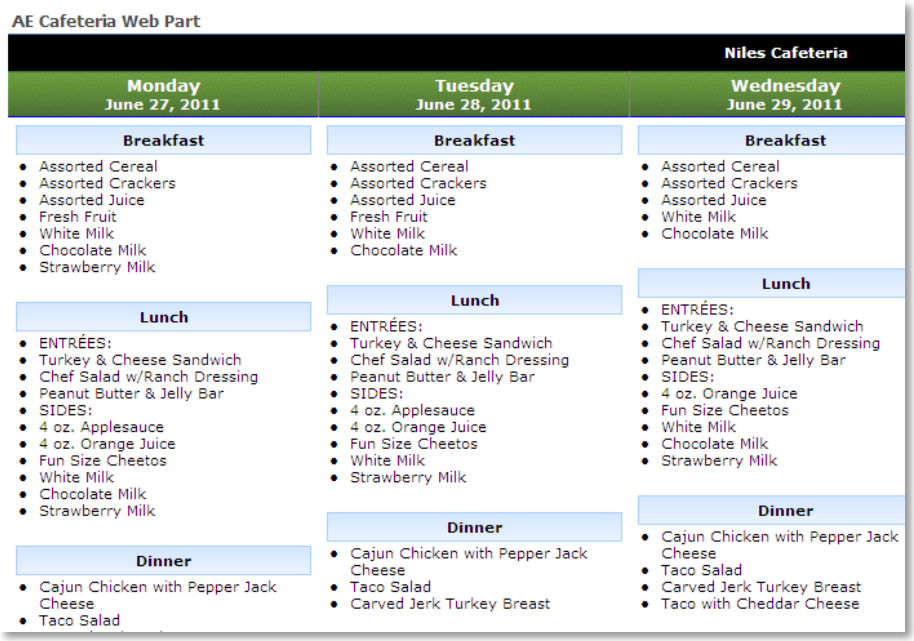

Description

The Cafeteria Web Part displays the information stored in a Sharepoint custom calendar list as a cafeteria menu.

Prerequisites

Before you attempt to install the solutions you need to make sure that you have the following installed on your server(s):

- Microsoft SharePoint Server 2007 or 2010

Installation

Manual Installation

1. download and unpack the **AECafeteriaWebpart.zip** file.
   The ZIP archive contains the AECafeteriaWebpart.dll and the AECafeteria.webpart files.
2. drop the AECafeteriaWebpart.dll into the GAC of your Sharepoint server (c:\windows\assembly).
3. add the following line to the "<SafeControls>" section of your Web.Config file.
   Please make sure that the line is added as one single line (no line breaks):

```
<SafeControl Assembly="AECafeteriaWebpart, Version=1.0.0.0, Culture=neutral,
PublicKeyToken=b12226c9533f73e2" Namespace="AECafeteriaWebpart" TypeName="*" Safe="True" />
```

4. from the top site go to "Site Actions/Site Settings/Modify All Site Settings/Galleries/Web Parts"
5. use the "Upload" menu option to upload the AECafeteria.webpart file.

Automatic Installation

1. Unpack the **AECafeteriaWebpart.wsp** and **Install.bat** files from the Zip Archive and place the 2 files onto your Sharepoint Server.
2. Add the Solution by either running **Install.bat** or manually entering:
   `stsadm -o addsolution -filename AECafeteriaWebpart.wsp`
3. Deploy the solution by navigating with your browser to “Central Administration > System Settings > Farm Management > Manage farm solutions”:

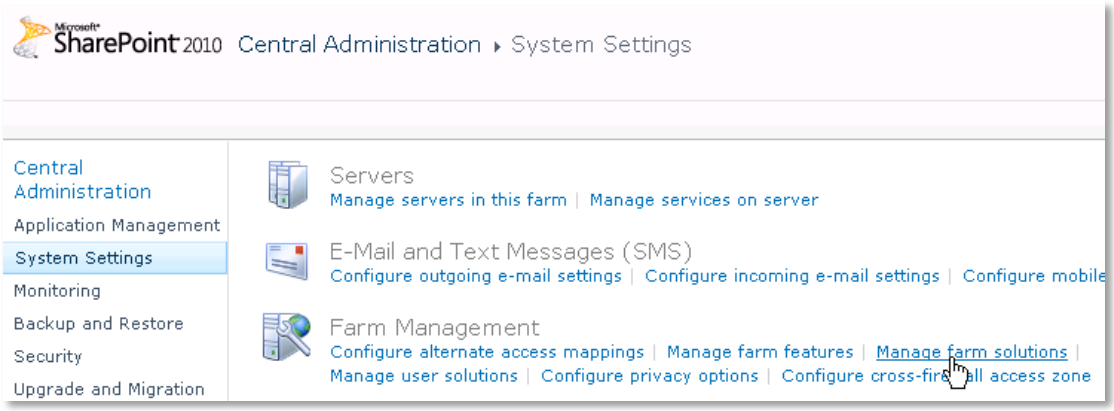

4. You should now see the **AECafeteriaWebpart.wsp** in the farm’s solution store:

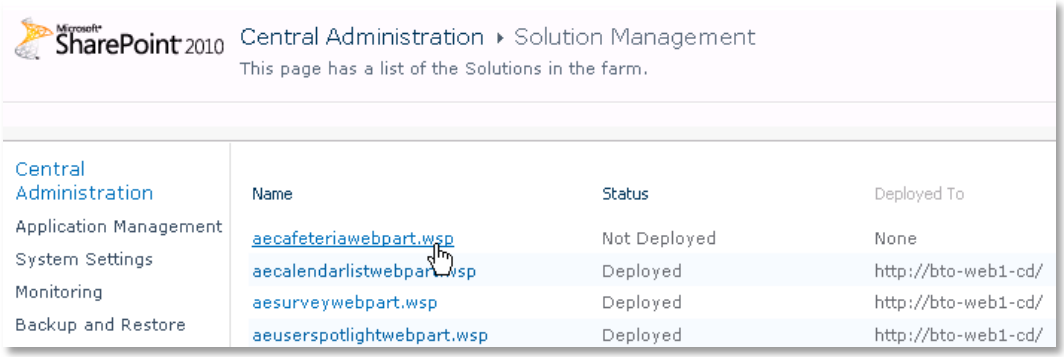

Click on "**AECafeteriaWebpart.wsp**" to deploy the solution:

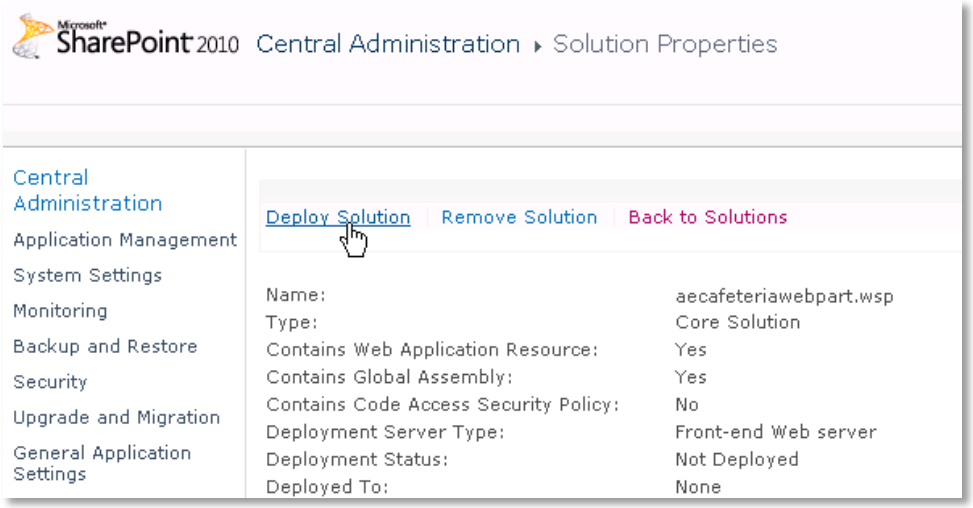

Proceed to activate the feature by navigating to the "**Site Actions/Site Settings**" page in your top-level site:

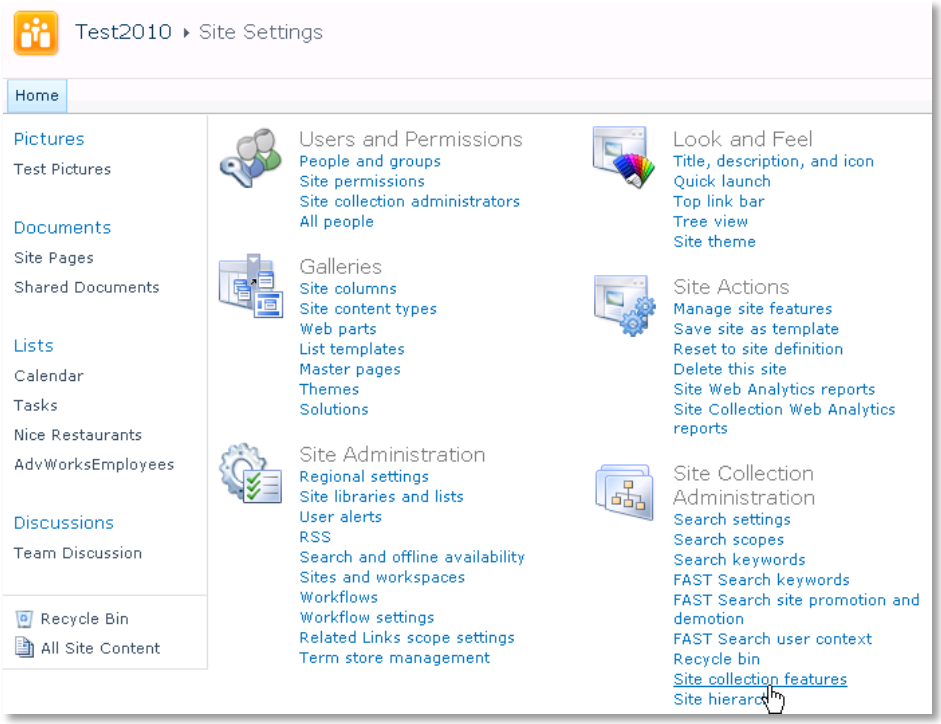

Choose “**Site collection features**” to navigate to the Site Collection Features page:

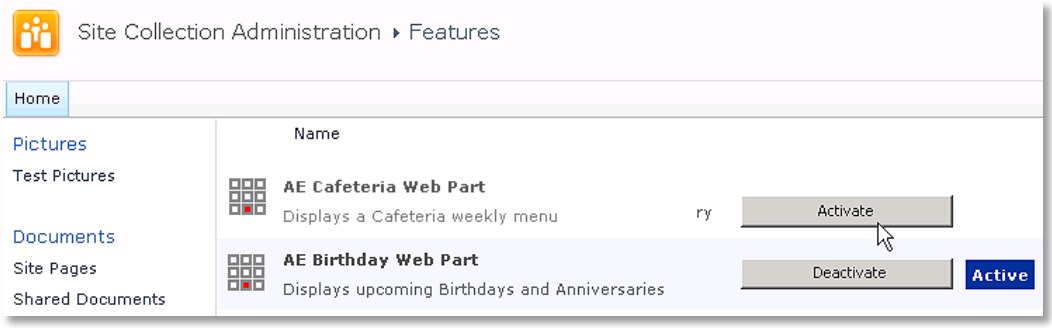

Activate the “AE Cafeteria Web Part” feature

Adding the Web Part to a Page

Navigate to a page where you would like to place the web part and choose "*Site Actions/Edit Page*"

- Add the web part to the appropriate zone. The web part is listed in the "**Amrein Engineering**" gallery section :

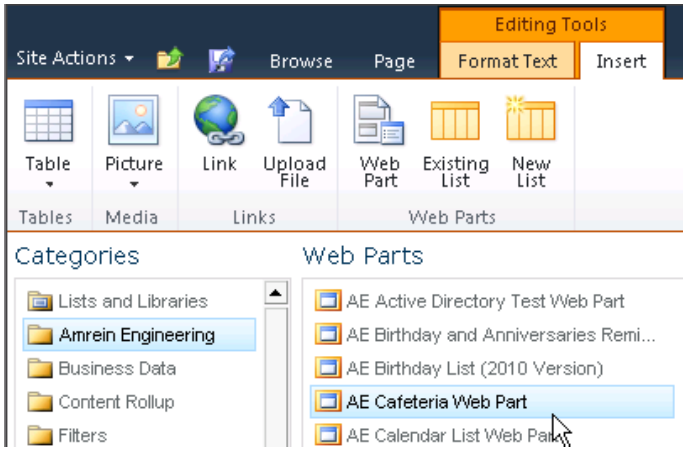

Adding the Header Background Image to the IMAGES folder

Navigate to to the following folder on your Sharepoint web front-end server:

```
C:\Program Files\Common Files\Microsoft Shared\Web Server Extensions\14\TEMPLATE\IMAGES
```

Place the “greenback.gif” file into this folder (the file is contained in the Zip file)

-

Web Part Configuration

Configure the following Web Part properties in the Web Part Editor "Miscellaneous" pane section as needed:

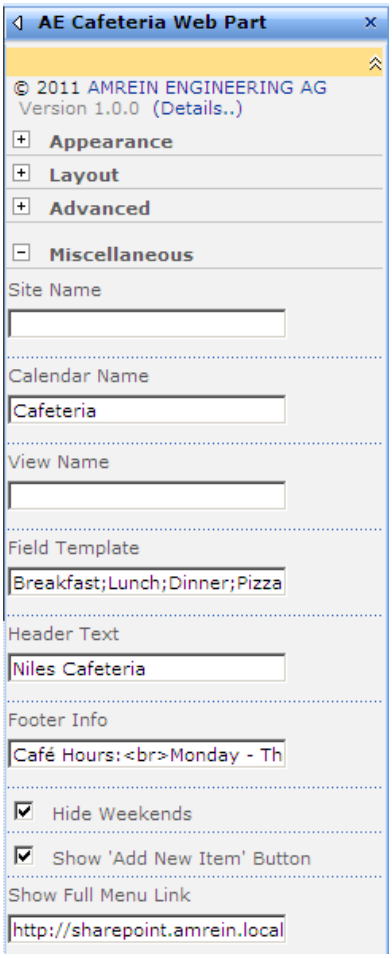

- **Site Name**: Enter the name of the site that contains the Employee List:
  - leave this field empty if the List is in the current site (eg. the Web Part is placed in the same site)
  - Enter a "/" character if the List is contained in the top site
  - Enter a path if the List in in a subsite of the current site (eg. in the form of "current site/subsite")

- **Calendar Name**: Enter the name of the desired Cafeteria Sharepoint Calendar custom List

- **View Name**: Optionally enter the desired List View of the list specified above. A List View allows you to specify specific data filtering and sorting.
  Leave this field empty if you want to use the List default view.

- **Field Template**: Enter the List columns to be displayed (separated by semicolons).
  Example: ***Breakfast;Lunch;Dinner***

- **Header Text**: enter the desired Calendar Title

- **Footer Info**: enter the desired text to be displayed in the footer area
  Example:
  **Café Hours:
Monday - Thursday: 6:30 am - 3:00 pm
Friday: 6:30 am - 2:00 pm
Breakfast served: 6:30 am - 9:00 am
Lunch served: 11:30 am - 2:00 pm**
- **Hide Weekends**: show or hide the Saturday/Sunday calendar columns
- **Show „Add New Item“ Button**: show or hide the “Add new Item” menu option in the footer area
- **Show Full Menu Link**: enter an optional Hyperlink to point to a Sharepoint document